

FIELD CONNECTION WIRES-----18 GAGE
 POINT WIRES-----22 GAGE
 STATION WIRES-----22 GAGE
 AUDIO WIRES-----22 GAGE
 SHIELD

NOTE!

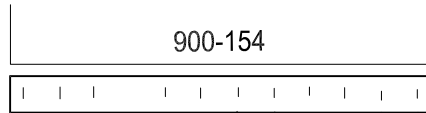
RUNS OVER 750 FT INCREASE FIELD CONNECTION WIRES AND POINT WIRES ONE GAGE SIZE.

IMPORTANT

TIE TOGETHER AND TAPE AUDIO SHIELDS AT ALL JUNCTIONS POINTS AND CONNECT ONLY TO SHIELD (SH) TERMINAL IN CONTROL PANEL.

A CONNECTOR IS SUPPLIED WITH EACH PATIENT STATION. WIRES NOT USED MUST BE ELECTRICALLY ISOLATED

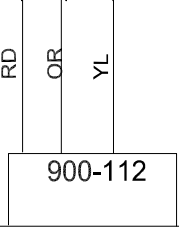
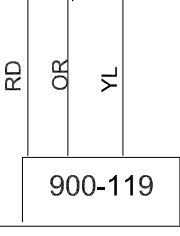
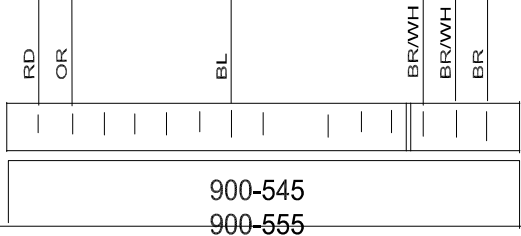
IT IS RECOMMENDED THAT A FIELD CONNECTION CABLE RUN FROM THE CONTROL PANEL BE LOOPED DOME LIGHT JUNCTION BOX TO DOME LIGHT JUNCTION BOX FOR EACH SIDE OF A HALLWAY.



POINTS (1-80)
 900-203
 CONTROL PANEL

SHIELD
 AUDIO
 AUDIO
 ALL CALL
 EMERGENCY HIGH
 EMERGENCY MID
 EMERGENCY LOW
 GROUND
 ROOM COMMON
 + 24 FLD

FIELD CONNECTIONS
 900-203 CONTROL PANEL



Engineered Electronics, Inc 4301 Industrial Access Road Douglasville, GA. 30134		
TITLE AUDIO VISUAL PATIENT STATION WITH THREE ASSOCIATED EMERGENCY DEVICES		
SIZE A	DRAWING NO. 103-004	REV 10-12-05
SCALE	DATE 2-14-03	